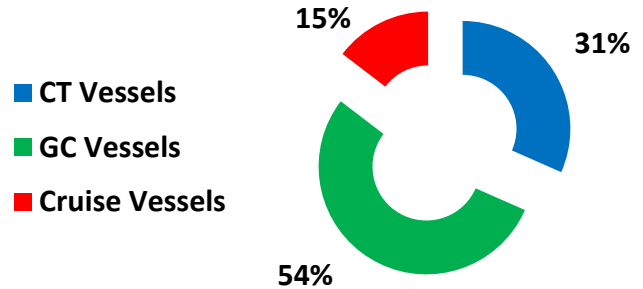




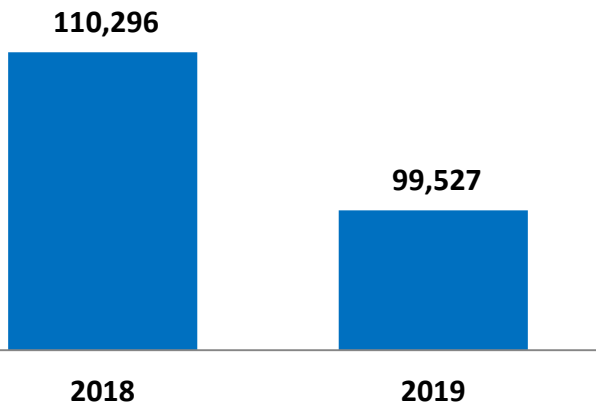
Khalifa Bin Salman Port (KBSP) Performance Q1 2019

Vessel Traffic	2018	2019	2018 vs. 2019
	Q1	Q1	%
CT Vessels	74	67	-9%
GC Vessels	182	114	-37%
Cruise Vessels	21	31	48%
Total Vessels	277	212	-23%

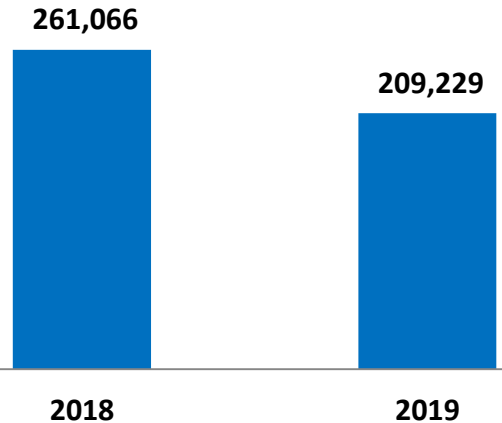
Vessel Traffic Split Q1 2019



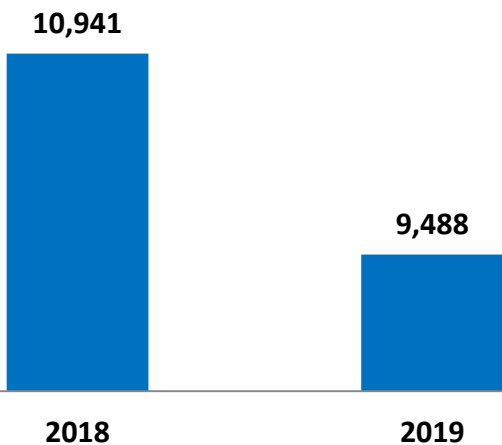
Container Throughput Q1



General Cargo Throughput Q1



Vehicle Import Volumes Q1



Transshipment Moves Q1

